



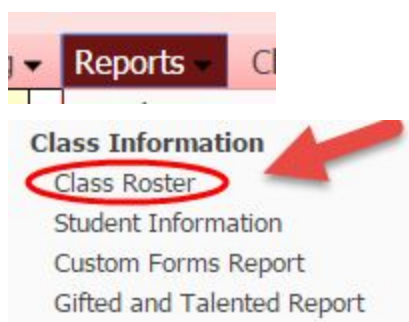
# Skyward Attendance & Gradebook

## Student Username and Password Report

### Student Username & Password Report

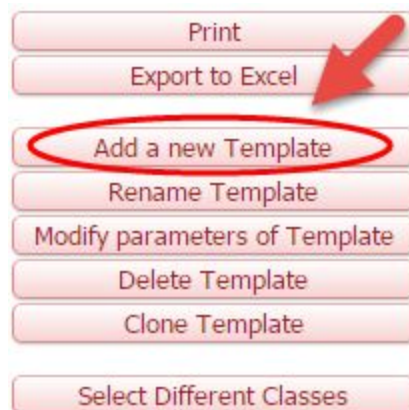
To print a list of student usernames and passwords, login to Skyward and open the class **Gradebook**.

Click on the **Reports** tab and select **Class Roster** under the **Class Information** heading.

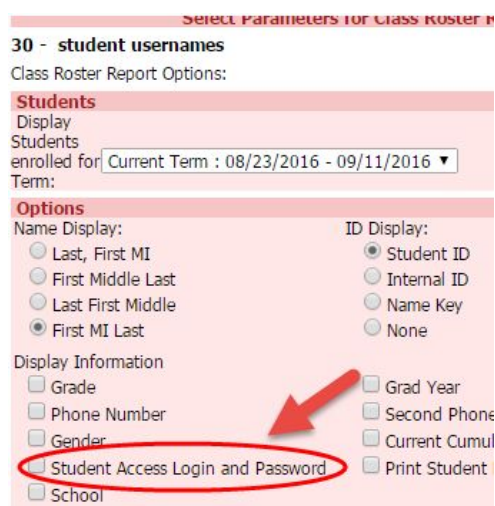


Select **Add a New Template**.

Name the report and click **Save**.



Select parameters for class roster. **Student Access Logins and Passwords** is an option under the **Display Information** heading.



Click **Save**

Click on the title of the new report to select it, and click **Print**.

Once the report has finished processing, click **Display Report** to view the report prior to printing.

